


Reading at home makes  
a difference!

What you  
can do  
at home...



Read  
with me...

### Reading Ideas:


- Read bedtime stories...  
(You read to your child and your child reads to you.)
- Have your child read the grocery list to you as you shop.
- Write down a recipe for your child's favorite food then read it together as you make it.
- Get excited to check out your local library.
- Play a board game...  
(Have your child read all the playing cards to you.)

### Reading Tips:

- Don't leave home without it! Always have reading materials available to read in the car or if your child has to wait for an appointment.
- Once is not enough. Encourage your child to re-read favorite stories. This helps to build fluency, speed and accuracy.
- Dig deeper! Ask your child questions about what they just read. Why do they think something happened? What else might have happened?
- Encourage your beginning reader to follow along with their finger on the words as they read and to sound out unfamiliar words.
- Be patient, correct gently and praise with enthusiasm!

Allow your child  
to select some  
reading  
materials that  
interest them.

Your child is  
interested in  
reading about...



Reading at home makes  
a difference!

What you  
can do  
at home...



Read  
with me 

### Reading Ideas:


- Read bedtime stories...  
(You read to your child and your child reads to you.)
- Have your child read the grocery list to you as you shop.
- Write down a recipe for your child's favorite food then read it together as you make it.
- Get excited to check out your local library.
- Play a board game...  
(Have your child read all the playing cards to you.)

### Reading Tips:

- Don't leave home without it! Always have reading materials available to read in the car or if your child has to wait for an appointment.
- Once is not enough. Encourage your child to re-read favorite stories. This helps to build fluency, speed and accuracy.
- Dig deeper! Ask your child questions about what they just read. Why do they think something happened? What else might have happened?
- Encourage your beginning reader to follow along with their finger on the words as they read and to sound out unfamiliar words.
- Be patient, correct gently and praise with enthusiasm!

Allow your child to select some reading materials that interest them.

**Your child is interested in reading about...**



Thank you for downloading this item!  
I'd love to hear your feedback on TPT.



**Resources:**

Select clip art by <http://www.teacherspayteachers.com/Store/Educasong>

Select clip art by <http://www.teacherspayteachers.com/Store/Melonheadz>

Select Clip art by <http://www.teacherspayteachers.com/Store/Cherry-Workshop>



Follow me on Pinterest!

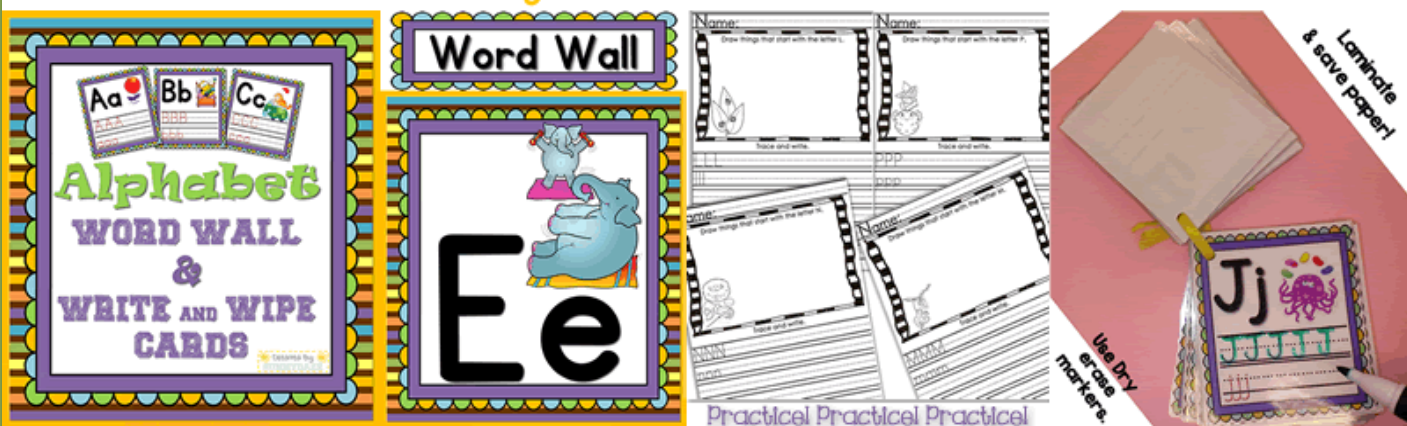
<https://www.pinterest.com/sunnydazetampa>



Check out my blog!

<http://teachinginthesunshine.com>

Check out this great additional resource!



**LEGAL INFORMATION:**

The original downloader of this document is granted permission to copy for individual teaching purposes only.

Redistributing, editing, selling, or posting this item or any part thereof on the Internet are strictly prohibited. Violations are subject to the penalties of the Digital Millennium Copyright Act.

Please encourage your teacher friends to get their own free copy of this item in my store at:

<http://www.teacherspayteachers.com/Store/SunnyDaze>

Copyright © 2014 Michelle DeMontigny. All rights reserved.